

## FIXED PARTITION WALL

SK / SK-IN

WHERE TO BUY



© Copyright 2024 Vismaravetro srl

Separating wall for corner shower tray.

Sk-In is a complete system for walk-in shower enclosures, featuring fixed glass parts and no door. The glass panels, profiles and support bars are assembled in a system that combines a robust design and our usual guaranteed safety, easy assembly and water seal.

Design Centro Progetti Vismara

### DIMENSIONS

L: Min 50 - Max 199 cm  
H: Min 150 - Max 250 cm  
H standard: 200 cm

PLUS

---

S.M.F. (EASILY MOUNTING SYSTEM)

It is a patented system combined to an innovative extensibility solution thus allowing an ideal panel positioning and at the same time avoiding the water leak.

CUSTOM MADE (CM BY CM)

Vismaravetro's shower enclosures can be customized, cm by cm. to better satisfy all the needs of any architectural situation

PRODUCT WITH CE MARKING

Product conforming to EN14428:2015 with CE marking

---

EXTERNAL TOWEL HOLDER

On fixed elements, it is possible to install a towel holder.

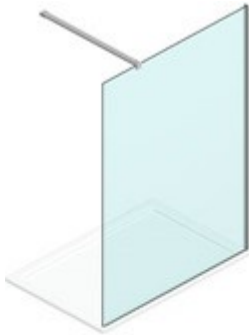
THICK GLASS

All the glasses of this collection are in 8mm thickness. A guarantee of safety and strength of the whole shower enclosure

TPA TREATMENT PREVENTING LIMESCALE

Vismaravetro uses a innovative technology "TPA" for protecting the glass surfaces of shower enclosures. The glass surface is treated with a polymer which limits the adhesive properties of residues such as limescale, grease and soap deposits. The TPA treatment helps with the cleaning and removal of the lime scale deposits and residues from the glass.

## COMPONENTS



### SK

FIXED PANEL FOR RECESS OR CORNER  
SHOWER TRAYS.

SK IS ALWAYS CUSTOM MADE (CM BY CM).  
PLEASE, ALWAYS SPECIFY IF LEFT SX OR RIGHT  
DX.

### CHARACTERISTICS

- Extensible 20 mm
- Horizontal and vertical adjustment
- S.M.F. (easily mounting system)
- It can be combined with one element SZ or SY
- Product with CE marking
- Custom Made (cm by cm)
- It can be combined with one or two elements SZ or SY
- Thick glass

### MATERIALS

- Tempered safety glass 8 mm.
- Anodised or enamelled aluminium profile.

### DIMENSIONS

L: Min 50 - Max 200 cm  
H: Min 150 - Max 250 cm  
H standard: 200 cm

COMPLEMENT ELEMENTS



HARDENING ROD K



TOWEL HOLDER PST




TOWEL HOLDER PSR



FIXING BRACKET MO.PA  
CLAMP FOR DEILING  
FIXING (OPTIONAL ON  
DEMAND)

PROFILES



ANODISED PROFILES 09 -  
MATT BLACK




ANODISED PROFILES 21 -  
BRIGHT SILVER




ANODISED PROFILES 23 -  
BRIGHT GOLD




ANODISED PROFILES 31 -  
SATIN SILVER



ANODISED PROFILES 32 -  
SATIN BRONZE



ANODISED PROFILES 34 -  
MATT COPPER




ANODISED PROFILES 35 -  
MATT GOLD



ANODISED PROFILES 39 -  
METAL GUN




ANODISED PROFILES 61 -  
BRUSHED STEEL




ANODISED PROFILES 84 -  
BOND COPPER




ANODISED PROFILES 33 -  
SATIN GOLD



ANODISED PROFILES 38 -  
MOKA




VARNISHED PROFILES 05 -  
RED




VARNISHED PROFILES 07 -  
YELLOW




VARNISHED PROFILES 10 -  
PERGAMON



VARNISHED PROFILES 11 -  
GREY



VARNISHED PROFILES 12 -  
GREEN



VARNISHED PROFILES 13 -  
LIGHT BLU



VARNISHED PROFILES 14 -  
WHITE



VARNISHED PROFILES 15 -  
MATT WHITE

GLASSES



GLASS PANE 01 - OBSCURE GLASS



GLASS PANE 03 - CLEAR BRONZE



GLASS PANE 04 - CLEAR GLASS



GLASS PANE 06 - REFLECTING GLASS




GLASS PANE 07 - CLEAR GREY




GLASS PANE 08 - SATIN GLASS



GLASS PANE 12 - EXTRA-LIGHT GLASS



ENGRAVINGS 99 - SECURPLUS CUSTOM




ENGRAVINGS 44 - SECURPLUS 4+4



SPECIAL TEMPERED SAFETY GLASSES 10 - CRYSTAL EXTRA-REFLEX




SPECIAL TEMPERED SAFETY GLASSES 14 - CRYSTAL EXTRA-LIGHT SATIN



SPECIAL TEMPERED SAFETY GLASSES 19 - GLASS MADRAS "PAVÉ"



SPECIAL TEMPERED SAFETY GLASSES 29 - CRYSTAL MADRAS NUVOLO




SPECIAL TEMPERED SAFETY GLASSES 11 - KATHEDRAL


DECORS




DECORATIONS D50




DECORATIONS D51



DECORATIONS D52




DECORATIONS D60



DECORATIONS D61




DECORATIONS P30 FRAME DECOR



DECORATIONS P31 VERTICAL DECOR



DECORATIONS P32 SQUARE DECOR




GRAPHIC DECORS D54





GRAPHIC DECORS D55




GRAPHIC DECORS P56



GRAPHIC DECORS P70 NEVERENDING





NATURAL DECORS P16  
AZULEJOS



NATURAL DECORS P19  
BLOW

OPTIONALS




ACCESSORIES PERSONAL  
GLASS



ACCESSORIES RADIATING  
WALL




ACCESSORIES EXTERNAL  
TOWEL HOLDER PST



ACCESSORIES EXTERNAL  
TOWEL HOLDER PSR



ACCESSORY FOR GLASS  
CLEANING VIRGOLA




EQUIPPED COLUMN  
AMICO




EQUIPPED COLUMN  
BASKET



PARTITION PANEL SCREEN



SHOWER TRAY ALIAS



SHOWER TRAY VI.P



TREATMENT LIME SCALE  
TREATMENT PREVENTING  
LIMESCALE (TPA)

WHERE TO BUY →