

BATHTUB WALL WITH SLIDING OPENING

BN / BATHSCREENS

WHERE TO BUY [→](#)



© Copyright 2024 Vismaravetro srl

Sliding bath screen, for bath tubs in recess.

With our usual attention to the next step in bathrooms, Vismaravetro has created a series of shower walls for bathtubs. They are tempered glass panels in various sizes, designed to complete the functionality of bathtubs. The glass panel lets you use the bathtub like a real shower, limiting water spray and leaks while you're having a shower.

Design Idelfonso Colombo con Centro Progetti Vismara

DIMENSIONS

L: Min 140 - Max 179 cm
H: Min 150 - Max 230 cm
H standard: 150 cm

PLUS

MAGNETIC STRIPS

The doors closing is guaranteed by the magnetic strips. The perfect adhesion of the magnetic elements offers the best waterproof.

S.M.F. (EASILY MOUNTING SYSTEM)

It is a patented system combined to an innovative extensibility solution thus allowing an ideal panel positioning and at the same time avoiding the water leak.

DOOR WITH RELEASABLE SYSTEM

The door can be disengaged for an easy maintenance of the shower enclosure

PRODUCT WITH CE MARKING

Product conforming to EN14428:2015 with CE marking

SOFT RAIL

The sliding movement of the panels is made by rollers with ball bearings, for a soft and silent action. The ball bearings run inside the top profile. They are hidden from view and well protected from dust and limescale, so to ensure the correct functionality.

TPA TREATMENT PREVENTING LIMESCALE

Vismaravetro uses a innovative technology "TPA" for protecting the glass surfaces of shower enclosures. The glass surface is treated with a polymer which limits the adhesive properties of residues such as limescale, grease and soap deposits. The TPA treatment helps with the cleaning and removal of the lime scale deposits and residues from the glass.

AVAILABLE WITH BLACK RUBBER SEALS
(PROFILES 09 AND 39)

Products realized with Matt Black (09) or Metal Gun (39) finishes are equipped with black rubber seals

COMPONENTS



BN

SLIDING BATH SCREEN, FOR BATH TUBS IN RECESS.

CHARACTERISTICS

- Extension can be increased by 10 mm by replacing the standard compensating profile AS10 with the optional compensating profile A
- Magnetic strips
- Horizontal and vertical adjustment
- S.M.F. (easily mounting system)
- Extension of 30 mm without wall profile
- Product with CE marking
- Possibility to use standard compensating profile AS10
- Door with releasable system
- Extensible 30 mm - corner installation


MATERIALS

- Tempered safety glass 8 mm.
- Anodised or enamelled aluminium profile.

DIMENSIONS


L: Min 140 - Max 179 cm
H: Min 140 - Max 160 cm
H standard: 150 cm

COMPLEMENT ELEMENTS



KNOB AND HANDLES M4S
STANDARD

PROFILES




ANODISED PROFILES 09 -
MATT BLACK



ANODISED PROFILES 21 -
BRIGHT SILVER




ANODISED PROFILES 31 -
SATIN SILVER



ANODISED PROFILES 32 -
SATIN BRONZE



ANODISED PROFILES 61 -
BRUSHED STEEL




ANODISED PROFILES 39 -
METAL GUN




ANODISED PROFILES 23 -
BRIGHT GOLD



ANODISED PROFILES 35 -
MATT GOLD



ANODISED PROFILES 34 -
MATT COPPER




ANODISED PROFILES 84 -
BOND COPPER




ANODISED PROFILES 33 -
SATIN GOLD



ANODISED PROFILES 38 -
MOKA




VARNISHED PROFILES 05 -
RED




VARNISHED PROFILES 07 -
YELLOW




VARNISHED PROFILES 10 -
PERGAMON



VARNISHED PROFILES 11 -
GREY



VARNISHED PROFILES 12 -
GREEN



VARNISHED PROFILES 13 -
LIGHT BLU



VARNISHED PROFILES 14 -
WHITE



VARNISHED PROFILES 15 -
MATT WHITE

GLASSES



GLASS PANE 01 - OBSCURE GLASS



GLASS PANE 03 - CLEAR BRONZE



GLASS PANE 04 - CLEAR GLASS



GLASS PANE 06 - REFLECTING GLASS



GLASS PANE 07 - CLEAR GREY



GLASS PANE 08 - SATIN GLASS




GLASS PANE 12 - EXTRA-LIGHT GLASS




SPECIAL TEMPERED SAFETY GLASSES 10 - CRYSTAL EXTRA-REFLEX




SPECIAL TEMPERED SAFETY GLASSES 14 - CRYSTAL EXTRA-LIGHT SATIN



SPECIAL TEMPERED SAFETY GLASSES 19 - GLASS MADRAS "PAVÉ"



SPECIAL TEMPERED SAFETY GLASSES 29 - CRYSTAL MADRAS NUVOLO



SPECIAL TEMPERED SAFETY GLASSES 11 - KATHEDRAL

DECORS




DECORATIONS D50




DECORATIONS D51



DECORATIONS D52




DECORATIONS D60



DECORATIONS D61



DECORATIONS P32 SQUARE DECOR




GRAPHIC DECORS D54



GRAPHIC DECORS D55



GRAPHIC DECORS P56



GRAPHIC DECORS P70 NEVERENDING

OPTIONALS




ACCESSORIES PERSONAL
GLASS



ACCESSORY FOR GLASS
CLEANING VIRGOLA



EQUIPPED COLUMN
BASKET



EQUIPPED COLUMN
AMICO



TREATMENT LIME SCALE
TREATMENT PREVENTING
LIMESCALE (TPA)

WHERE TO BUY →