

FOLDING SHOWER ENCLOSURE

GF+GN+GF / JUNIOR

WHERE TO BUY



© Copyright 2024 Vismaravetro srl

Framed 3 sided shower enclosure with pivoting door.
Reversible and extensible of 3 cm for each element of composition.
Junior GF+GN+GF is incredibly versatile and suitable to solve multiple installation situations.
The door can be easily released for the cleaning and maintenance of the shower unit.

The Junior collection represents the next step in shower enclosures by focusing on minimalist construction: a hinged door, a folding door and a fixed side. Strict form lines, extreme functionality in every detail, easy installation and exceptional performance are the main values of the Junior Collection: a system that epitomises minimalism.

Design Centro Progetti Vismara

DIMENSIONS

L: Min 62 - Max 101 cm
P: Min 30 - Max 140 cm
H: Min 150 - Max 205 cm
H standard: 195 cm

PLUS

THE HINGES ARE FIXED DIRECTLY TO THE GLASS WITH FLAT SCREWS

The hinges are fixed directly to the glass with flat screws. The internal surface of the door is without obstacle and easy to clean.

THE DOOR CAN BE QUICKLY UNCOUPLED AND OPENED OUTWARDS

The door can be quickly uncoupled and opened outwards to permit an easy cleaning on the inside surfaces of the shower enclosure.

REVERSIBILITY

The shower element can be installed either right or left handed thanks to its reversibility.

FOLDING PANELS

PRODUCT WITH CE MARKING

Product conforming to EN14428:2015 with CE marking

THIS MODEL IS PRODUCED WITHOUT SILICON

TPA TREATMENT PREVENTING LIMESCALE

Vismaravetro uses an innovative technology "TPA" for protecting the glass surfaces of shower enclosures. The glass surface is treated with a polymer which limits the adhesive properties of residues such as limescale, grease and soap deposits. The TPA treatment helps with the cleaning and removal of the lime scale deposits and residues from the glass.

AVAILABLE WITH BLACK RUBBER SEALS (PROFILES 09 AND 39)

Products realized with Matt Black (09) or Metal Gun (39) finishes are equipped with black rubber seals

COMPONENTS



GN

FRAMED SHOWER ENCLOSURE WITH FOLDING DOOR

CHARACTERISTICS

- Extensible 6 cm in recess. Extensible 4,5 cm in corner installations.
- Reversibility
- The hinges are fixed directly to the glass with flat screws
- This model is produced without silicon and is delivered completely assembled.
- Product with CE marking
- Horizontal and vertical adjustment, after installation accomplished
- It can be assembled with element GF to obtain a corner or shower enclosure.
- Guided movement of the doors
- Horizontal and vertical adjustment

MATERIALS

- Tempered safety glass 6 mm.
- Anodised or enamelled aluminium profile.

DIMENSIONS

L: Min 62 - Max 95 cm
H: Min 150 - Max 205 cm
H standard: 195 cm



GF

FIXED ELEMENT FOR CORNER OR WALL SHOWER ENCLOSERS

CHARACTERISTICS

- It can be combined with the elements GN - GA - G2 - GM
- Extensible 3 cm.
- Reversibility
- Product with CE marking
- Horizontal and vertical adjustment, after installation accomplished
- This model is produced without silicon and is delivered completely assembled.
- Horizontal and vertical adjustment

MATERIALS

- Tempered safety glass 6 mm.
- Anodised or enamelled aluminium profile.

DIMENSIONS

L: Min 30 - Max 97 cm
H: Min 150 - Max 205 cm
H standard: 195 cm

COMPLEMENT ELEMENTS



KNOB AND HANDLES M7L
STANDARD



FIXING BRACKET FIXING
BRACKET-Q



FIXING BRACKET G



HINGES JNR - JUNIOR
STANDARD

PROFILES



ANODISED PROFILES 09 -
MATT BLACK




ANODISED PROFILES 21 -
BRIGHT SILVER




ANODISED PROFILES 23 -
BRIGHT GOLD



ANODISED PROFILES 31 -
SATIN SILVER




ANODISED PROFILES 32 -
SATIN BRONZE




ANODISED PROFILES 84 -
BOND COPPER



ANODISED PROFILES 38 -
MOKA




VARNISHED PROFILES 05 -
RED




VARNISHED PROFILES 07 -
YELLOW




VARNISHED PROFILES 10 -
PERGAMON



VARNISHED PROFILES 11 -
GREY



VARNISHED PROFILES 12 -
GREEN



VARNISHED PROFILES 13 -
LIGHT BLU



VARNISHED PROFILES 14 -
WHITE



VARNISHED PROFILES 15 -
MATT WHITE

GLASSES




GLASS PANE 01 - OBSCURE GLASS




GLASS PANE 03 - CLEAR BRONZE



GLASS PANE 04 - CLEAR GLASS



GLASS PANE 06 - REFLECTING GLASS



GLASS PANE 07 - CLEAR GREY



GLASS PANE 08 - SATIN GLASS




GLASS PANE 12 - EXTRA-LIGHT GLASS



SPECIAL TEMPERED SAFETY GLASSES 10 - CRYSTAL EXTRA-REFLEX




SPECIAL TEMPERED SAFETY GLASSES 14 - CRYSTAL EXTRA-LIGHT SATIN



SPECIAL TEMPERED SAFETY GLASSES 19 - GLASS MADRAS "PAVÉ"



SPECIAL TEMPERED SAFETY GLASSES 29 - CRYSTAL MADRAS NUVOLO




SPECIAL TEMPERED SAFETY GLASSES 11 - KATHEDRAL

DECORS




DECORATIONS D50




DECORATIONS D51



DECORATIONS D52



DECORATIONS D60



DECORATIONS D61




GRAPHIC DECORS D54



GRAPHIC DECORS D55



GRAPHIC DECORS P56



GRAPHIC DECORS P70 NEVERENDING



NATURAL DECORS P13 WATER DROPS



NATURAL DECORS P15 ORGANIC



NATURAL DECORS P16 AZULEJOS



NATURAL DECORS P19 BLOW

OPTIONALS



ACCESSORIES PERSONAL
GLASS



ACCESSORY FOR GLASS
CLEANING VIRGOLA



EQUIPPED COLUMN
AMICO



EQUIPPED COLUMN
BASKET



PARTITION PANEL SCREEN



SHOWER TRAY VI.P



TREATMENT LIME SCALE
TREATMENT PREVENTING
LIMESCALE (TPA)

WHERE TO BUY [→](#)