

SLIDING ROUND SHOWER ENCLOSURE

ZD / SERIE 7000

WHERE TO BUY



© Copyright 2024 Vismaravetro srl

Shower enclosure with sliding doors for rounded shower trays (R. 38 cm) The fixed glass parts are inserted into profiles with self-locking seals, guaranteeing an absolute overall stability and excellent water resistance, without use of silicone for bonding and sealing components. The perfect sliding of the doors is guaranteed by sliders with double ball bearings.

Serie 7000 is a collection of shower enclosures with sliding shower doors which embodies the essence of our experience developed over years of designing and making shower enclosures. The doors slide thanks to a ball bearing slider system, fixed to the glass and supported by a reduced size profile, yet still big enough to support the door without bending or sinking from the weight of the door itself. Serie 7000 is a complete system that can be adapted to a wide range of measurements and used for recessed, corner or wall solutions.

Design Centro Progetti Vismara

DIMENSIONS

L: Min 68 - Max 101 cm
H standard: 195 cm

PLUS

BALL BEARINGS

The sliding movement of the panels is made by rollers with ball bearings, for a soft and silent action.

MAGNETIC STRIPS

The doors closing is guaranteed by the magnetic strips. The perfect adhesion of the magnetic elements offers the best waterproof.

THIS MODEL IS PRODUCED WITHOUT SILICON

VERTICAL ADJUSTMENT OF THE DOOR

PRODUCT WITH CE MARKING

Product conforming to EN14428:2015 with CE marking

TPA TREATMENT PREVENTING LIMESCALE

Vismaravetro uses a innovative technology "TPA" for protecting the glass surfaces of shower enclosures. The glass surface is treated with a polymer which limits the adhesive properties of residues such as limescale, grease and soap deposits. The TPA treatment helps with the cleaning and removal of the lime scale deposits and residues from the glass.

AVAILABLE WITH BLACK RUBBER SEALS
(PROFILES 09 AND 39)

Products realized with Matt Black (09) or Metal Gun (39) finishes are equipped with black rubber seals

COMPONENTS



ZD

SHOWER ENCLOSURE WITH SLIDING DOORS
FOR ROUNDED SHOWER TRAYS (R. 38 CM).

CHARACTERISTICS

- Extensible 3 cm each side.
- Magnetic strips
- Ball bearings
- Product with CE marking
- Horizontal and vertical adjustment, after installation accomplished

MATERIALS

- Anodised or enamelled aluminium profile.
- Tempered safety glass 6 mm.

DIMENSIONS

L: Min 68 - Max 101 cm
H: Min 195 - Max 195 cm
H standard: 195 cm

COMPLEMENT ELEMENTS



KNOBS AND HANDLES M8Z
STANDARD


PROFILES




ANODISED PROFILES 21 -
BRIGHT SILVER




ANODISED PROFILES 31 -
SATIN SILVER




ANODISED PROFILES 84 -
BOND COPPER



ANODISED PROFILES 33 -
SATIN GOLD




ANODISED PROFILES 09 -
MATT BLACK



ANODISED PROFILES 38 -
MOKA




VARNISHED PROFILES 14 -
WHITE




VARNISHED PROFILES 13 -
LIGHT BLU



VARNISHED PROFILES 15 -
MATT WHITE




VARNISHED PROFILES 07 -
YELLOW




VARNISHED PROFILES 11 -
GREY



VARNISHED PROFILES 10 -
PERGAMON



VARNISHED PROFILES 05 -
RED



VARNISHED PROFILES 12 -
GREEN

GLASSES



GLASS PANE 01 - OBSCURE
GLASS



GLASS PANE 04 - CLEAR
GLASS



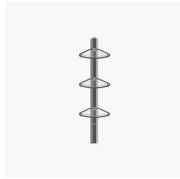
GLASS PANE 08 - SATIN
GLASS

DECORS

OPTIONALS



ACCESSORY FOR GLASS
CLEANING VIRGOLA



EQUIPPED COLUMN
AMICO



EQUIPPED COLUMN
BASKET



PARTITION PANEL SCREEN



SHOWER TRAY V.I.P.



TREATMENT LIME SCALE
TREATMENT PREVENTING
LIMESCALE (TPA)

WHERE TO BUY →