

SLIDING SHOWER ENCLOSURE

DN / GLISS

WHERE TO BUY



© Copyright 2024 Vismaravetro srl

Sliding shower enclosure, or shower trays in recess. Innovative and original sliding system: the movement is guaranteed by sliders that can be settled for a perfect calibration of the door.

Gliss is a collection of shower enclosures with an original, unprecedented sliding door system. The stylistic choice of a minimalist frame goes perfectly with the innovative high-tech solution of the sliding parts: it moves via special floating sliders. Their innovative material ensures that it always slides perfectly, thanks to its self-lubricating and self-cleaning properties, which have been tried and tested over years of experience in extremely tough working environments. A simple system yet packed with technology and experience.

Design Idelfonso Colombo con Centro Progetti Vismara

DIMENSIONS

L: Min 97 - Max 180 cm
H: Min 150 - Max 230 cm
H standard: 200 cm

PLUS

CUSTOM MADE (CM BY CM)

Vismaravetro's shower enclosures can be customized, cm by cm, to better satisfy all the needs of any architectural situation

MAGNETIC STRIPS

The doors closing is guaranteed by the magnetic strips. The perfect adhesion of the magnetic elements offers the best waterproof.

SLIDING SYSTEM BY SPECIAL FLOATING SLIDERS

The movements are driven by special floating sliders: the innovative material of which are made ensures perfect sliding performances, thanks to its self-cleaning and self-lubricating properties, tested in years of experience in extremely aggressive workplaces.

DOOR WITH RELEASABLE SYSTEM

The door can be disengaged for an easy maintenance of the shower enclosure

S.M.F. (EASILY MOUNTING SYSTEM)

It is a patented system combined to an innovative extensibility solution thus allowing an ideal panel positioning and at the same time avoiding the water leak.

BONDED ALUMINUM SUPPORTS

The doors are connected to the top rail with two die-cast aluminum supports. The slider is then connected via a self-centering adjustable element, for an always fluid operation.

PRODUCT WITH CE MARKING

Product conforming to EN14428:2015 with CE marking

TPA TREATMENT PREVENTING LIMESCALE

Vismaravetro uses an innovative technology "TPA" for protecting the glass surfaces of shower enclosures. The glass surface is treated with a polymer which limits the adhesive properties of residues such as limescale, grease and soap deposits. The TPA treatment helps with the cleaning and removal of the lime scale deposits and residues from the glass.

AVAILABLE WITH BLACK RUBBER SEALS (PROFILES 09)

Products realized with Matt Black (09) finishes are equipped with black rubber seals

COMPONENTS



DN

SLIDING SHOWER ENCLOSURE, FOR SHOWER TRAYS IN RECESS.

CHARACTERISTICS

- Magnetic strips
- Horizontal and vertical adjustment
- Sliding system by special floating sliders
- Door with releasable system
- Product with CE marking
- Possibility to use standard compensating profile AS10
- Extension of 30 mm without wall profile
- S.M.F. (easily mounting system)
- Custom Made (cm by cm)
- Extensible 30 mm - corner installation

MATERIALS

- Tempered safety glass 8 mm.
- Anodised or enamelled aluminium profile.

DIMENSIONS

L: Min 97 - Max 180 cm
H: Min 150 - Max 230 cm
H standard: 200 cm

COMPLEMENT ELEMENTS



KNOB AND HANDLES
M10G STANDARD

PROFILES



ANODISED PROFILES 21 -
BRIGHT SILVER



ANODISED PROFILES 31 -
SATIN SILVER



ANODISED PROFILES 09 -
MATT BLACK



VARNISHED PROFILES 14 -
WHITE

GLASSES



GLASS PANE 03 - CLEAR BRONZE



GLASS PANE 04 - CLEAR GLASS



GLASS PANE 06 - REFLECTING GLASS



GLASS PANE 07 - CLEAR GREY



GLASS PANE 08 - SATIN GLASS



GLASS PANE 12 - EXTRA-LIGHT GLASS



SPECIAL TEMPERED SAFETY GLASSES 10 - CRYSTAL EXTRA-REFLEX



SPECIAL TEMPERED SAFETY GLASSES 14 - CRYSTAL EXTRA-LIGHT SATIN



SPECIAL TEMPERED SAFETY GLASSES 19 - GLASS MADRAS "PAVÉ"



SPECIAL TEMPERED SAFETY GLASSES 29 - CRYSTAL MADRAS NUVOLO

DECORS



DECORATIONS D50



DECORATIONS D51



DECORATIONS D52



DECORATIONS D60



DECORATIONS D61



GRAPHIC DECORS D54



GRAPHIC DECORS D55



GRAPHIC DECORS P56



GRAPHIC DECORS P70 NEVERENDING



NATURAL DECORS P13 WATER DROPS



NATURAL DECORS P15 ORGANIC



NATURAL DECORS P16 AZULEJOS



NATURAL DECORS P19 BLOW

OPTIONALS




ACCESSORIES PERSONAL
GLASS



ACCESSORIES SCREEN
PRINTED STRIPE



ACCESSORY FOR GLASS
CLEANING VIRGOLA




EQUIPPED COLUMN
AMICO




EQUIPPED COLUMN
BASKET



PARTITION PANEL SCREEN
BASKET



SHOWER TRAY ALIAS



SHOWER TRAY V.I.P.



TREATMENT LIME SCALE
TREATMENT PREVENTING
LIMESCALE (TPA)

WHERE TO BUY →