

## FIXED PARTITION WALL

SY+SB+SY / SK-IN

WHERE TO BUY



© Copyright 2024 Vismaravetro srl

Separating fix panel for wall shower trays. It's equipped with two additional fixed panels with hinges.

Sk-In is a complete system for walk-in shower enclosures, featuring fixed glass parts and no door. The glass panels, profiles and support bars are assembled in a system that combines a robust design and our usual guaranteed safety, easy assembly and water seal.

Design Centro Progetti Vismara

---

### DIMENSIONS

L: Min 118 - Max 200 cm

P: Min 20 - Max 60 cm

H: Min 150 - Max 250 cm

H standard: 200 cm

PLUS

---

S.M.F. (EASILY MOUNTING SYSTEM)

It is a patented system combined to an innovative extensibility solution thus allowing an ideal panel positioning and at the same time avoiding the water leak.

---

CUSTOM MADE (CM BY CM)

Vismaravetro's shower enclosures can be customized, cm by cm. to better satisfy all the needs of any architectural situation

---

PRODUCT WITH CE MARKING

Product conforming to EN14428:2015 with CE marking

---

EXTERNAL TOWEL HOLDER

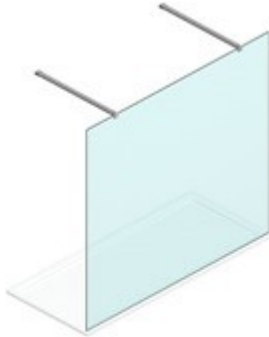
On fixed elements, it is possible to install a towel holder.

---

TPA TREATMENT PREVENTING LIMESCALE

Vismaravetro uses a innovative technology "TPA" for protecting the glass surfaces of shower enclosures. The glass surface is treated with a polymer which limits the adhesive properties of residues such as limescale, grease and soap deposits. The TPA treatment helps with the cleaning and removal of the lime scale deposits and residues from the glass.

## COMPONENTS



### SB

SEPARATING WALL.

#### CHARACTERISTICS

- S.M.F. (easily mounting system)
- It can be combined with one or two elements SZ or SY
- Product with CE marking
- Thick glass
- It can be combined with one element SZ or SY
- Custom Made (cm by cm)

#### MATERIALS

- Tempered safety glass 8 mm.
- Anodised or enamelled aluminium profile.

#### DIMENSIONS

L: Min 118 - Max 200 cm  
H: Min 150 - Max 250 cm  
H standard: 200 cm



### SY

ADDITIONAL PIVOTING PANEL FOR SB OR SK

#### CHARACTERISTICS

- The hinges are already installed on the pivoting panel
- S.M.F. (easily mounting system)
- Product with CE marking
- Custom Made (cm by cm)
- Thick glass

#### MATERIALS

- Tempered safety glass 8 mm.
- Anodised aluminium profiles

#### DIMENSIONS

L: Min 20 - Max 60 cm  
H: Min 150 - Max 250 cm  
H standard: 200 cm

## COMPLEMENT ELEMENTS




HARDENING ROD K



TOWEL HOLDER PST




TOWEL HOLDER PSR



FIXING BRACKET MO.PA  
CLAMP FOR CEILING  
FIXING (OPTIONAL ON  
DEMAND)

---

## PROFILES




ANODISED PROFILES 09 -  
MATT BLACK




ANODISED PROFILES 21 -  
BRIGHT SILVER




ANODISED PROFILES 61 -  
BRUSHED STEEL



ANODISED PROFILES 34 -  
MATT COPPER



ANODISED PROFILES 35 -  
MATT GOLD




ANODISED PROFILES 84 -  
BOND COPPER



ANODISED PROFILES 33 -  
SATIN GOLD



ANODISED PROFILES 38 -  
MOKA



VARNISHED PROFILES 05 -  
RED

GLASSES



GLASS PANE 01 - OBSCURE GLASS



GLASS PANE 03 - CLEAR BRONZE



GLASS PANE 04 - CLEAR GLASS



GLASS PANE 06 - REFLECTING GLASS




GLASS PANE 07 - CLEAR GREY



GLASS PANE 08 - SATIN GLASS



GLASS PANE 12 - EXTRA-LIGHT GLASS



ENGRAVINGS 44-SECURPLUS 4+4



SPECIAL TEMPERED SAFETY GLASSES 10 - CRYSTAL EXTRA-REFLEX



SPECIAL TEMPERED SAFETY GLASSES 14 - CRYSTAL EXTRA-LIGHT SATIN



SPECIAL TEMPERED SAFETY GLASSES 19 - GLASS MADRAS "PAVÉ"



SPECIAL TEMPERED SAFETY GLASSES 29 - CRYSTAL MADRAS NUVOLO



SPECIAL TEMPERED SAFETY GLASSES 11 - KATHEDRAL

DECORS



DECORATIONS D50



DECORATIONS D51



DECORATIONS D52



DECORATIONS D60




DECORATIONS D61



DECORATIONS P30 FRAME DECOR



DECORATIONS P32 SQUARE DECOR




GRAPHIC DECORS D54



GRAPHIC DECORS D55



GRAPHIC DECORS P56



GRAPHIC DECORS P70 NEVERENDING



NATURAL DECORS P19 BLOW

OPTIONALS



ACCESSORIES PERSONAL  
GLASS



ACCESSORIES EXTERNAL  
TOWEL HOLDER PST



ACCESSORIES EXTERNAL  
TOWEL HOLDER PSR




ACCESSORY FOR GLASS  
CLEANING VIRGOLA




EQUIPPED COLUMN  
BASKET



PARTITION PANEL SCREEN  
BASKET



SHOWER TRAY ALIAS



SHOWER TRAY VI.P



TREATMENT LIME SCALE  
TREATMENT PREVENTING  
LIMESCALE (TPA)

WHERE TO BUY →