

SLIDING SHOWER ENCLOSURE

ZN / SERIE 7000

WHERE TO BUY



© Copyright 2024 Vismaravetro srl

Sliding shower enclosure, for shower trays in recess.

Serie 7000 is a collection of shower enclosures with sliding shower doors which embodies the essence of our experience developed over years of designing and making shower enclosures. The doors slide thanks to a ball bearing slider system, fixed to the glass and supported by a reduced size profile, yet still big enough to support the door without bending or sinking from the weight of the door itself. Serie 7000 is a complete system that can be adapted to a wide range of measurements and used for recessed, corner or wall solutions.

Design Centro Progetti Vismara

DIMENSIONS

L: Min 92 - Max 182 cm
H: Min 150 - Max 215 cm
H standard: 200 cm

PLUS

THIS MODEL IS PRODUCED WITHOUT SILICON

MAGNETIC STRIPS

CUSTOM MADE (CM BY CM)

The doors closing is guaranteed by the magnetic strips. The perfect adhesion of the magnetic elements offers the best waterproof.

Vismaravetro's shower enclosures can be customized, cm by cm. to better satisfy all the needs of any architectural situation

LOWER PROFILE OF EXTREMELY REDUCED SIZE

BALL BEARINGS, FIXED DIRECTLY TO THE GLASS, WITH FLAT SCREWS.

PRODUCT WITH CE MARKING

Lower profile of extremely reduced size, with the possibility of non-installation in the passage under the door (pay attention as to this assumption the water tightness is reduced).

Product conforming to EN14428:2015 with CE marking

DOOR EASILY DETACHABLE FOR MAINTENANCE

TPA TREATMENT PREVENTING LIMESCALE

AVAILABLE WITH BLACK RUBBER SEALS (PROFILES 09 AND 39)

The door is guided thanks to a sliding element in the lower gasket easily detachable for a rapidly and daily maintenance.

Vismaravetro uses a innovative technology "TPA" for protecting the glass surfaces of shower enclosures. The glass surface is treated with a polymer which limits the adhesive properties of residues such as limescale, grease and soap deposits. The TPA treatment helps with the cleaning and removal of the lime scale deposits and residues from the glass.

Products realized with Matt Black (09) or Metal Gun (39) finishes are equipped with black rubber seals

COMPONENTS



ZN

SHOWER ENCLOSURE WITH SLIDING DOOR
FOR RECESS.

CHARACTERISTICS

- Extensible 6 cm
- Magnetic strips
- Vertical adjustment of the door
- Lower profile of extremely reduced size
- Door easily detachable for maintenance
- Horizontal and vertical adjustment, after installation accomplished
- Product with CE marking
- Ball bearings, fixed directly to the glass, with flat screws.

MATERIALS

- Tempered safety glass 6 mm.
- Anodised or enamelled aluminium profile.

DIMENSIONS


L: Min 92 - Max 182 cm
H: Min 150 - Max 230 cm
H standard: 200 cm

COMPLEMENT ELEMENTS



KNOB AND HANDLES
M12Z STANDARD

PROFILES




ANODISED PROFILES 09 -
MATT BLACK



ANODISED PROFILES 21 -
BRIGHT SILVER




ANODISED PROFILES 31 -
SATIN SILVER




ANODISED PROFILES 84 -
BOND COPPER



ANODISED PROFILES 38 -
MOKA




VARNISHED PROFILES 05 -
RED




VARNISHED PROFILES 07 -
YELLOW




VARNISHED PROFILES 10 -
PERGAMON



VARNISHED PROFILES 11 -
GREY



VARNISHED PROFILES 12 -
GREEN



VARNISHED PROFILES 13 -
LIGHT BLU



VARNISHED PROFILES 14 -
WHITE



VARNISHED PROFILES 15 -
MATT WHITE

GLASSES



GLASS PANE 01 - OBSCURE GLASS



GLASS PANE 03 - CLEAR BRONZE



GLASS PANE 04 - CLEAR GLASS



GLASS PANE 06 - REFLECTING GLASS



GLASS PANE 07 - CLEAR GREY



GLASS PANE 08 - SATIN GLASS



GLASS PANE 12 - EXTRA-LIGHT GLASS



SPECIAL TEMPERED SAFETY GLASSES 10 - CRYSTAL EXTRA-REFLEX



SPECIAL TEMPERED SAFETY GLASSES 14 - CRYSTAL EXTRA-LIGHT SATIN



SPECIAL TEMPERED SAFETY GLASSES 19 - GLASS MADRAS "PAVÉ"



SPECIAL TEMPERED SAFETY GLASSES 29 - CRYSTAL MADRAS NUVOLO



SPECIAL TEMPERED SAFETY GLASSES 11 - KATHEDRAL

DECORS



DECORATIONS D50



DECORATIONS D51



DECORATIONS D52



DECORATIONS D60



DECORATIONS D61



GRAPHIC DECORS D54



GRAPHIC DECORS D55



GRAPHIC DECORS P56



GRAPHIC DECORS P70 NEVERENDING



NATURAL DECORS P13 WATER DROPS



NATURAL DECORS P15 ORGANIC



NATURAL DECORS P16 AZULEJOS



NATURAL DECORS P19 BLOW

OPTIONALS



ACCESSORIES PERSONAL
GLASS



ACCESSORY FOR GLASS
CLEANING VIRGOLA



EQUIPPED COLUMN
AMICO



EQUIPPED COLUMN
BASKET



PARTITION PANEL SCREEN



SHOWER TRAY ALIAS



SHOWER TRAY VI.P



TREATMENT LIME SCALE
TREATMENT PREVENTING
LIMESCALE (TPA)

WHERE TO BUY →