

## BATHTUB WALL WITH HINGED OPENING

GLV / BATHSCREENS

WHERE TO BUY [→](#)



© Copyright 2024 Vismaravetro srl

Traditional bath screen with 180° rotation.

With our usual attention to the next step in bathrooms, Vismaravetro has created a series of shower walls for bathtubs. They are tempered glass panels in various sizes, designed to complete the functionality of bathtubs. The glass panel lets you use the bathtub like a real shower, limiting water spray and leaks while you're having a shower.

Design Centro Progetti Vismara

---

### DIMENSIONS

L: Min 70 - Max 92 cm  
H standard: 150 cm

PLUS

---

S.M.F. (EASILY MOUNTING SYSTEM)

It is a patented system combined to an innovative extensibility solution thus allowing an ideal panel positioning and at the same time avoiding the water leak.

---

LUXURIOUS ACCESSORIES

Golden decorative elements, handles adorned with Swarovski crystals, horizontal towel holders ... Endless customization options that can enhance your shower enclosures of Gold collection. Even the glass walls can be decorated with arched shapes or special decorations.

---

INWARD AND OUTWARD OPENING

---

PRODUCT WITH CE MARKING

Product conforming to EN14428:2015 with CE marking

---

TPA TREATMENT PREVENTING LIMESCALE

Vismaravetro uses an innovative technology "TPA" for protecting the glass surfaces of shower enclosures. The glass surface is treated with a polymer which limits the adhesive properties of residues such as limescale, grease and soap deposits. The TPA treatment helps with the cleaning and removal of the lime scale deposits and residues from the glass.

## COMPONENTS



### GLV

SHOWER SCREEN FOR BATHTUB WITH ONE PIVOT PANEL (180°).

#### CHARACTERISTICS

- Extensible 20 mm
- Horizontal and vertical adjustment, after installation accomplished
- Inward and outward opening
- S.M.F. (easily mounting system)
- Product with CE marking
- Custom Made (cm by cm)


#### MATERIALS

- Tempered safety glass 6 mm.
- Anodised aluminium profiles


#### DIMENSIONS

L: Min 70 - Max 92 cm  
H: Min 150 - Max 160 cm  
H standard: 150 cm


## COMPLEMENT ELEMENTS




KNOB AND HANDLES M2R  
STANDARD




DECORATIVE ELEMENTS  
TDG



TOWEL HOLDER PSG




KNOB AND HANDLES QMA



HARDENING ROD PST  
GOLD

---

## PROFILES




ANODISED PROFILES 09 -  
MATT BLACK




ANODISED PROFILES 21 -  
BRIGHT SILVER



ANODISED PROFILES 23 -  
BRIGHT GOLD




ANODISED PROFILES 42 -  
ANTIQUÉ BRONZE



ANODISED PROFILES 52 -  
BRUSHED BRONZE




ANODISED PROFILES 61 -  
BRUSHED STEEL



ANODISED PROFILES 32 -  
SATIN BRONZE



ANODISED PROFILES 35 -  
MATT GOLD



ANODISED PROFILES 34 -  
MATT COPPER

GLASSES



GLASS PANE 03 - CLEAR BRONZE



GLASS PANE 04 - CLEAR GLASS



GLASS PANE 06 - REFLECTING GLASS



GLASS PANE 07 - CLEAR GREY



GLASS PANE 08 - SATIN GLASS



GLASS PANE 12 - EXTRA-LIGHT GLASS



SPECIAL TEMPERED SAFETY GLASSES 10 - CRYSTAL EXTRA-REFLEX



SPECIAL TEMPERED SAFETY GLASSES 14 - CRYSTAL EXTRA-LIGHT SATIN



SPECIAL TEMPERED SAFETY GLASSES 19 - GLASS MADRAS "PAVÉ"



SPECIAL TEMPERED SAFETY GLASSES 29 - CRYSTAL MADRAS NUVOLO



SPECIAL TEMPERED SAFETY GLASSES 11 - KATHEDRAL

DECORS



GRAPHIC DECORS P26/A26 GOLD



GRAPHIC DECORS N26 GOLD



GRAPHIC DECORS P56 GOLD



GRAPHIC DECORS N56 GOLD



GRAPHIC DECORS P70 GOLD



NATURAL DECORS P16 GOLD

OPTIONALS




ACCESSORIES PERSONAL  
GLASS



ACCESSORIES GOLD  
TOWEL RACK PSG




ACCESSORIES GOLD  
TOWEL RACK PST



ACCESSORIES DECORATIVE  
ELEMENTS GOLD TDG



ACCESSORY FOR GLASS  
CLEANING VIRGOLA



EQUIPPED COLUMN  
AMICO



EQUIPPED COLUMN  
BASKET



TREATMENT LIME SCALE  
TREATMENT PREVENTING  
LIMESCALE (TPA)

WHERE TO BUY →