

# CLASSIC MADE IN ITALY SHOWER ENCLOSURE

GLK / GOLD

WHERE TO BUY [→](#)



© Copyright 2024 Vismaravetro srl

Traditional walk-in shower enclosure for corner shower, made by an arched glass panel as separating wall.

Gold is a classic yet high-profile shower enclosure system, equipped with high-tech features and the finest materials, enhanced by luxury aesthetic details that evoke Italy's cultural tradition. It is a shower enclosure collection that conveys a classic yet highly sophisticated style, which at the same time reflects masterful design and production skills. Gold is the symbol of luxury, welcome beauty and supreme splendour. With the Gold Series, we want to celebrate the wonder of Italian beauty around the world.

Design Centro Progetti Vismara

## DIMENSIONS

L: Min 78 - Max 180 cm  
H: Min 180 - Max 205 cm  
H standard: 195 cm

PLUS

---

LUXURIOUS ACCESSORIES

Golden decorative elements, handles adorned with Swarovski crystals, horizontal towel holders ... Endless customization options that can enhance your shower enclosures of Gold collection. Even the glass walls can be decorated with arched shapes or special decorations.

---

S.M.F. (EASILY MOUNTING SYSTEM)

It is a patented system combined to an innovative extensibility solution thus allowing an ideal panel positioning and at the same time avoiding the water leak.

---

CUSTOM MADE (CM BY CM)

Vismaravetro's shower enclosures can be customized, cm by cm. to better satisfy all the needs of any architectural situation

---

PRODUCT WITH CE MARKING


Product conforming to EN14428:2015 with CE marking

---

TPA TREATMENT PREVENTING LIMESCALE

Vismaravetro uses a innovative technology "TPA" for protecting the glass surfaces of shower enclosures. The glass surface is treated with a polymer which limits the adhesive properties of residues such as limescale, grease and soap deposits. The TPA treatment helps with the cleaning and removal of the lime scale deposits and residues from the glass.

## COMPONENTS



### GLK

FIXED PANEL FOR RECESS OR CORNER SHOWER TRAYS. LA PARETE DI VETRO PRESENTA UNA PARTE CURVA NEL LATO SUPERIORE.

#### CHARACTERISTICS

- Extensible 20 mm
- S.M.F. (easily mounting system)
- Product with CE marking
- Custom Made (cm by cm)
- Horizontal and vertical adjustment, after installation accomplished

#### MATERIALS

- Tempered safety glass 8 mm.
- Anodised aluminium profiles

#### DIMENSIONS

L: Min 78 - Max 180 cm  
H: Min 180 - Max 20.5 cm  
H standard: 195 cm


## COMPLEMENT ELEMENTS




HARDENING ROD K




KNOBS AND HANDLES M2R  
STANDARD



DECORATIVE ELEMENTS  
TDG



TOWEL HOLDER PSG




KNOBS AND HANDLES QMA



HARDENING ROD PST  
GOLD

---

## PROFILES




ANODISED PROFILES 09 -  
MATT BLACK




ANODISED PROFILES 21 -  
BRIGHT SILVER



ANODISED PROFILES 23 -  
BRIGHT GOLD




ANODISED PROFILES 42 -  
ANTIQUÉ BRONZE



ANODISED PROFILES 52 -  
BRUSHED BRONZE




ANODISED PROFILES 61 -  
BRUSHED STEEL



ANODISED PROFILES 32 -  
SATIN BRONZE



ANODISED PROFILES 35 -  
MATT GOLD



ANODISED PROFILES 34 -  
MATT COPPER

GLASSES



GLASS PANE 03 - CLEAR BRONZE



GLASS PANE 04 - CLEAR GLASS



GLASS PANE 06 - REFLECTING GLASS



GLASS PANE 07 - CLEAR GREY



GLASS PANE 08 - SATIN GLASS



GLASS PANE 12 - EXTRA-LIGHT GLASS



SPECIAL TEMPERED SAFETY GLASSES 10 - CRYSTAL EXTRA-REFLEX



SPECIAL TEMPERED SAFETY GLASSES 14 - CRYSTAL EXTRA-LIGHT SATIN



SPECIAL TEMPERED SAFETY GLASSES 19 - GLASS MADRAS "PAVÉ"



SPECIAL TEMPERED SAFETY GLASSES 29 - CRYSTAL MADRAS NUVOLO



SPECIAL TEMPERED SAFETY GLASSES 11 - KATHEDRAL

DECORS



GRAPHIC DECORS P26/A26 GOLD



GRAPHIC DECORS N26 GOLD



GRAPHIC DECORS P56 GOLD



GRAPHIC DECORS N56 GOLD



GRAPHIC DECORS P70 GOLD



NATURAL DECORS P16 GOLD

OPTIONALS



ACCESSORIES DECORATIVE  
ELEMENTS GOLD TDG



PARTITION PANEL SCREEN

WHERE TO BUY

