

## HINGED SHOWER ENCLOSURE

XA+XA / SUPERSINTESI

WHERE TO BUY



© Copyright 2024 Vismaravetro srl

XA + XA is a shower enclosure for corner shower trays. It consists of two hinged doors, equipped with aesthetic hinges, which can be opened outwards. Characterized by a rigorous cleanliness of the design lines, it does not give up a very high functional standard.

SuperSintesi is the new Vismaravetro program for a shower enclosure with hinged door. High functionality beyond the rigorous design and the aesthetic research.

Design Centro Progetti Vismara

---

### DIMENSIONS

L: Min 55 - Max 129 cm  
P: Min 55 - Max 129 cm  
H: Min 150 - Max 230 cm  
H standard: 200 cm

PLUS

---

EASY TO CLEAN

Thanks to the innovative technical solutions, the components of this shower enclosure are placed in the glass thickness, thus allowing easy cleaning of the entire surface. The metal components are designed without sharp edges, which is quite helpful during the routine cleaning of the product.

---

MINIMAL MAGNETIC SEALS

The magnetic seals are applied to the aluminium profiles along the glass section: minimal dimensions and elegance.

---

PRODUCT WITH CE MARKING

Product conforming to EN14428:2015 with CE marking

---

S.M.F. (EASILY MOUNTING SYSTEM)

It is a patented system combined to an innovative extensibility solution thus allowing an ideal panel positioning and at the same time avoiding the water leak.

---

TPA TREATMENT PREVENTING LIMESCALE

Vismaravetro uses an innovative technology "TPA" for protecting the glass surfaces of shower enclosures. The glass surface is treated with a polymer which limits the adhesive properties of residues such as limescale, grease and soap deposits. The TPA treatment helps with the cleaning and removal of the lime scale deposits and residues from the glass.

---

MAGNETIC CLOSING WITH PVC MAGNETIC SEALS

When it is combined to another door KA or XA the magnetic closing is realized with PVC magnetic seals.

## COMPONENTS



### XA

FRAMELESS SHOWER DOOR; IT CAN BE ASSEMBLED WITH A FIX PANEL XF OR WITH ANOTHER XA TO OBTAIN A CORNER SHOWER ENCLOSURE.

#### CHARACTERISTICS

- S.M.F. (easily mounting system)
- Outward opening door
- Product with CE marking
- Horizontal and vertical adjustment, after installation accomplished
- EASY TO CLEAN
- Extension of 15 mm without wall profile
- Minimal magnetic seals
- Magnetic closing with PVC magnetic seals
- Closing with magnetic seals assembled on aluminium profiles

#### MATERIALS

- Tempered safety glass 6 mm for the doors
- Tempered safety glass 8 mm for the fix elements
- Anodised or enamelled aluminium profile.

#### DIMENSIONS

L: Min 55 - Max 129 cm  
H: Min 150 - Max 230 cm  
H standard: 200 cm

COMPLEMENT ELEMENTS



HINGES C50X




KNOBS AND HANDLES  
M15X



FIXING BRACKET P

---


PROFILES



ANODISED PROFILES 09 -  
MATT BLACK




ANODISED PROFILES 21 -  
BRIGHT SILVER




ANODISED PROFILES 23 -  
BRIGHT GOLD




ANODISED PROFILES 31 -  
SATIN SILVER



ANODISED PROFILES 32 -  
SATIN BRONZE




ANODISED PROFILES 33 -  
SATIN GOLD



ANODISED PROFILES 39 -  
METAL GUN



ANODISED PROFILES 61 -  
BRUSHED STEEL



ANODISED PROFILES 84 -  
BOND COPPER



ANODISED PROFILES 38 -  
MOKA



VARNISHED PROFILES 14 -  
WHITE

GLASSES



GLASS PANE 01 - OBSCURE GLASS



GLASS PANE 03 - CLEAR BRONZE



GLASS PANE 04 - CLEAR GLASS



GLASS PANE 06 - REFLECTING GLASS



GLASS PANE 07 - CLEAR GREY




GLASS PANE 08 - SATIN GLASS



GLASS PANE 12 - EXTRA-LIGHT GLASS




SPECIAL TEMPERED SAFETY GLASSES 10 - CRYSTAL EXTRA-REFLEX



SPECIAL TEMPERED SAFETY GLASSES 11 - KATHEDRAL



SPECIAL TEMPERED SAFETY GLASSES 14 - CRYSTAL EXTRA-LIGHT SATIN



SPECIAL TEMPERED SAFETY GLASSES 19 - GLASS MADRAS "PAVÉ"



SPECIAL TEMPERED SAFETY GLASSES 29 - CRYSTAL MADRAS NUVOLO

DECORS



DECORATIONS D50



DECORATIONS D51



DECORATIONS D52



DECORATIONS D60



DECORATIONS D61



DECORATIONS P32 SQUARE DECOR



GRAPHIC DECORS D54



GRAPHIC DECORS D55



GRAPHIC DECORS P56



GRAPHIC DECORS P70 NEVERENDING



NATURAL DECORS P13 WATER DROPS



NATURAL DECORS P15 ORGANIC



NATURAL DECORS P16 AZULEJOS



NATURAL DECORS P19 BLOW

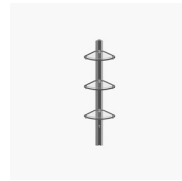
OPTIONALS



ACCESSORIES PERSONAL  
GLASS




ACCESSORY FOR GLASS  
CLEANING VIRGOLA




EQUIPPED COLUMN  
AMICO



EQUIPPED COLUMN  
BASKET



SHOWER TRAY ALIAS



SHOWER TRAY VI.P



TREATMENT LIME SCALE  
TREATMENT PREVENTING  
LIMESCALE (TPA)

WHERE TO BUY [→](#)