

## PIVOT SHOWER ENCLOSURE

K3 / LINK

WHERE TO BUY



© Copyright 2024 Vismaravetro srl

Semi-frameless shower enclosure with two pivot doors (180°) with up&down movement and an in line fixed element.

Link is the result of a research aimed at integrating lines and space to the continuity between function and structure. A superior technological evolution, pure expression of the design in its leanest and less permissive definition: less is more, or even better, if there is nothing more to be taken away then there is nothing more to be added.

Design Centro Progetti Vismara

### DIMENSIONS

L: Min 120 - Max 180 cm  
H: Min 150 - Max 230 cm  
H standard: 200 cm

PLUS

<p><b>ADDITIONAL AD15 PROFILES ( ON DEMAND)</b></p> <p>Possibility to add (on demand) extra AD15 profiles to augment the the dimension of 15mm each</p>	<p><b>AVAILABLE WITH BLACK RUBBER SEALS (PROFILES 09, 38 AND 39)</b></p> <p>Products realized with Matt Black (09), Moka (38) or Metal Gun (39) finishes are equipped with black rubber seals</p>	<p><b>CERTIFIED PRODUCT</b></p> <p>Product conforming to EN 14428:2018 with CE marking. Vismaravetro shower enclosures are manufactured in conformity with the European standards.</p>
<p><b>CLOSING WITH MAGNETIC SEALS ASSEMBLED ON ALLUMINIUM PROFILES</b></p> <p>Closing with magnetic seals applied to the aluminium profiles along the glass section with minimal dimensions.</p>	<p><b>CUSTOM MADE (CM BY CM)</b></p> <p>Vismaravetro's shower enclosures can be customized, cm by cm. to better satisfy all the needs of any architectural situation</p>	<p><b>EXTENSION OF 45 MM WITHOUT WALL PROFILE</b></p> <p>Extension of 45 mm without wall profile, maintaining unchanged its aesthetic effect.</p>
<p><b>HORIZONTAL AND VERTICAL ADJUSTMENT, AFTER INSTALLATION ACCOMPLISHED</b></p> <p>Horizontal and vertical adjustment after installation accomplished, for an easy final regulation before sealing.</p>	<p><b>INWARD AND OUTWARD OPENING</b></p>	<p><b>LIFTING MECHANISM TO MOVE UP AND DOWN THE DOOR</b></p> <p>Thanks to a special lifting mechanism, when the door opens and closes, it moves up and down thus facilitating movement.</p>
<p><b>S.M.F. (EASILY MOUNTING SYSTEM)</b></p> <p>It is a patented system combined to an innovative extensibility solution thus allowing an ideal panel positioning and at the same time avoiding the water leak.</p>	<p><b>TPA TREATMENT PREVENTING LIMESCALE</b></p> <p>Vismaravetro uses a innovative technology "TPA" for protecting the glass surfaces of shower enclosures. The glass surface is treated with a polymer which limits the adhesive properties of residues such as limescale, grease and soap deposits. The TPA treatment helps with the cleaning and removal of the lime scale deposits and residues from the glass.</p>	

## COMPONENTS



### K3

SEMI-FRAMELESS SHOWER ENCLOSURE WITH TWO PIVOT DOORS (180°) WITH UP&DOWN MOVEMENT AND AN IN LINE FIXED ELEMENT.

#### CHARACTERISTICS

- Inward and outward opening
- Lifting mechanism to move up and down the door
- Certified product
- Horizontal and vertical adjustment, after installation accomplished
- Additional AD15 profiles ( on demand)
- Available with black rubber seals (profiles 09, 38 and 39)
- It can be assembled with KC o KG
- Closing with magnetic seals assembled on alluminium profiles
- Extension of 45 mm without wall profile
- S.M.F. (easily mounting system)

#### MATERIALS

- Tempered glass 8 mm for the fix element
- Tempered safety glass 6 mm for the door
- Anodised or enamelled aluminium profile.

#### DIMENSIONS

L: Min 120 - Max 180 cm  
H: Min 150 - Max 215 cm  
H standard: 200 cm

COMPLEMENT ELEMENTS



KNOB AND HANDLES  
M16K STANDARD



KNOB AND HANDLES M7L



FIXING BRACKET Z



HARDENING ROD Z

PROFILES



ANODISED PROFILES 09 -  
MATT BLACK




ANODISED PROFILES 21 -  
BRIGHT SILVER




ANODISED PROFILES 23 -  
BRIGHT GOLD




ANODISED PROFILES 31 -  
SATIN SILVER



ANODISED PROFILES 32 -  
SATIN BRONZE



ANODISED PROFILES 33 -  
SATIN GOLD




ANODISED PROFILES 34 -  
MATT COPPER



ANODISED PROFILES 35 -  
MATT GOLD




ANODISED PROFILES 38 -  
MOKA




ANODISED PROFILES 39 -  
METAL GUN




ANODISED PROFILES 61 -  
BRUSHED STEEL



ANODISED PROFILES 84 -  
BOND COPPER




VARNISHED PROFILES 05 -  
RED




VARNISHED PROFILES 07 -  
YELLOW




VARNISHED PROFILES 10 -  
PERGAMON



VARNISHED PROFILES 11 -  
GREY



VARNISHED PROFILES 12 -  
GREEN



VARNISHED PROFILES 13 -  
LIGHT BLU



VARNISHED PROFILES 14 -  
WHITE



VARNISHED PROFILES 15 -  
MATT WHITE

GLASSES



GLASS PANE 01 - OBSCURE GLASS



GLASS PANE 03 - CLEAR BRONZE



GLASS PANE 04 - CLEAR GLASS



GLASS PANE 05 - TIMELESS®



GLASS PANE 06 - REFLECTING GLASS



GLASS PANE 07 - CLEAR GREY



GLASS PANE 08 - SATIN GLASS



GLASS PANE 12 - EXTRA-LIGHT GLASS



SPECIAL TEMPERED SAFETY GLASSES 10 - CRYSTAL EXTRA-REFLEX



SPECIAL TEMPERED SAFETY GLASSES 11 - KATHEDRAL



SPECIAL TEMPERED SAFETY GLASSES 14 - CRYSTAL EXTRA-LIGHT SATIN



SPECIAL TEMPERED SAFETY GLASSES 29 - CRYSTAL MADRAS NUVOLO

DECORS



DECORATIONS D50



DECORATIONS D51



DECORATIONS D52



DECORATIONS D60



DECORATIONS D61



GRAPHIC DECORS D54



GRAPHIC DECORS D55



GRAPHIC DECORS P56



GRAPHIC DECORS P70 NEVERENDING

OPTIONALS



ACCESSORIES PERSONAL  
GLASS



ACCESSORY FOR GLASS  
CLEANING VIRGOLA



EQUIPPED COLUMN  
AMICO



EQUIPPED COLUMN  
BASKET



SHOWER TRAY V.I.P.



TREATMENT LIME SCALE  
TREATMENT PREVENTING  
LIMESCALE (TPA)

WHERE TO BUY →