

PIVOT SHOWER ENCLOSURE

L3+LG / LINEA

WHERE TO BUY



© Copyright 2024 Vismaravetro srl

Corner shower enclosure made by an opening element L3 with a side element LG.
The standard height of the complete programme is 195 cm, so to propose Linea as natural complement of the new generation of shower trays, partially or totally built in.

Featuring a pivot shower door system, Linea is an extremely versatile project. Thanks to its reduced size profiles and minimalist design, Linea can be used with countless combinations: recessed, corners, walls, with one or two doors, in-line fixed glass or above a low wall. This truly flexible type can be adapted to any situation. In the In-Out version, just one door helps mark out the wet area and create an area in front of the shower, so you can get dried and dressed at a more comfortable temperature.

Design Centro Progetti Vismara

DIMENSIONS

L: Min 120 - Max 179 cm
P: Min 50 - Max 119 cm
H: Min 150 - Max 230 cm
H standard: 195 cm

PLUS

MAGNETIC STRIPS

The doors closing is guaranteed by the magnetic strips. The perfect adhesion of the magnetic elements offers the best waterproof.

S.M.F. (EASILY MOUNTING SYSTEM)

It is a patented system combined to an innovative extensibility solution thus allowing an ideal panel positioning and at the same time avoiding the water leak.

CUSTOM MADE (CM BY CM)

Vismaravetro's shower enclosures can be customized, cm by cm. to better satisfy all the needs of any architectural situation

INWARD AND OUTWARD OPENING

PRODUCT WITH CE MARKING

Product conforming to EN14428:2015 with CE marking

HARDING ELEMENTS INTEGRATED

When the size or type of installation require, Linea is equipped with an upper profile, integrated into the frame of the enclosure, which stiffens the structure, making it solid without adding external elements.


TPA TREATMENT PREVENTING LIMESCALE

Vismaravetro uses a innovative technology "TPA" for protecting the glass surfaces of shower enclosures. The glass surface is treated with a polymer which limits the adhesive properties of residues such as limescale, grease and soap deposits. The TPA treatment helps with the cleaning and removal of the lime scale deposits and residues from the glass.

AVAILABLE WITH BLACK RUBBER SEALS
(PROFILES 09 AND 39)

Products realized with Matt Black (09) or Metal Gun (39) finishes are equipped with black rubber seals

COMPONENTS



LG

FIXED ELEMENT FOR CORNER OR 3 SIDED SHOWER ENCLOSURE

CHARACTERISTICS

- Extensible 20 mm
- S.M.F. (easily mounting system)
- Product with CE marking
- Custom Made (cm by cm)
- Possibility of installation on 3-sided shower tray.
- It can be assembled with LN LB L2 LZ L3 LM
- Extensible 40 mm
- Horizontal and vertical adjustment, after installation accomplished

MATERIALS

- Tempered safety glass 8 mm.
- Anodised or enamelled aluminium profile.

DIMENSIONS

L: Min 50 - Max 120 cm
H: Min 150 - Max 230 cm
H standard: 195 cm



L3

FRAMELESS SHOWER ENCLOSURE FOR RECESSED SHOWER TRAY WITH 2 PIVOT DOORS 180° AND AN ALIGNED FIXED ELEMENT

CHARACTERISTICS

- Extensible 40 mm
- Magnetic strips
- Inward and outward opening
- S.M.F. (easily mounting system)
- Product with CE marking
- Custom Made (cm by cm)
- It can be assembled with a fix element LG to obtain a corner or 3-sided shower enclosure
- Harding elements integrated
- Horizontal and vertical adjustment, after installation accomplished

MATERIALS

- Anodised or enamelled aluminium profile.
- Tempered safety glass 6 mm for the door
- Tempered glass 8 mm for the fix element

DIMENSIONS

L: Min 120 - Max 179 cm
H: Min 150 - Max 230 cm
H standard: 195 cm

COMPLEMENT ELEMENTS



KNOB AND HANDLES M7L
STANDARD




TOWEL HOLDER PST



TOWEL HOLDER PSR

PROFILES



ANODISED PROFILES 09 -
MATT BLACK




ANODISED PROFILES 21 -
BRIGHT SILVER




ANODISED PROFILES 23 -
BRIGHT GOLD



ANODISED PROFILES 31 -
SATIN SILVER



ANODISED PROFILES 32 -
SATIN BRONZE



ANODISED PROFILES 34 -
MATT COPPER



ANODISED PROFILES 35 -
MATT GOLD




ANODISED PROFILES 39 -
METAL GUN




ANODISED PROFILES 61 -
BRUSHED STEEL



ANODISED PROFILES 52 -
BRUSHED BRONZE




ANODISED PROFILES 84 -
BOND COPPER




ANODISED PROFILES 33 -
SATIN GOLD



ANODISED PROFILES 38 -
MOKA




VARNISHED PROFILES 05 -
RED




VARNISHED PROFILES 07 -
YELLOW




VARNISHED PROFILES 10 -
PERGAMON



VARNISHED PROFILES 11 -
GREY



VARNISHED PROFILES 12 -
GREEN



VARNISHED PROFILES 13 -
LIGHT BLU



VARNISHED PROFILES 14 -
WHITE



VARNISHED PROFILES 15 -
MATT WHITE

GLASSES



GLASS PANE 01 - OBSCURE GLASS



GLASS PANE 03 - CLEAR BRONZE



GLASS PANE 04 - CLEAR GLASS



GLASS PANE 06 - REFLECTING GLASS



GLASS PANE 07 - CLEAR GREY



GLASS PANE 08 - SATIN GLASS



GLASS PANE 12 - EXTRA-LIGHT GLASS



SPECIAL TEMPERED SAFETY GLASSES 10 - CRYSTAL EXTRA-REFLEX



SPECIAL TEMPERED SAFETY GLASSES 14 - CRYSTAL EXTRA-LIGHT SATIN



SPECIAL TEMPERED SAFETY GLASSES 19 - GLASS MADRAS "PAVÉ"



SPECIAL TEMPERED SAFETY GLASSES 29 - CRYSTAL MADRAS NUVOLO



SPECIAL TEMPERED SAFETY GLASSES 24 - CRYSTAL REEDED - 6MM



SPECIAL TEMPERED SAFETY GLASSES 11 - KATHEDRAL

DECORS



DECORATIONS D50



DECORATIONS D51



DECORATIONS D52




DECORATIONS D60



DECORATIONS D61



DECORATIONS P32 SQUARE DECOR



GRAPHIC DECORS D54




GRAPHIC DECORS D55



GRAPHIC DECORS P56





GRAPHIC DECORS P70 NEVERENDING



NATURAL DECORS P13 WATER DROPS



NATURAL DECORS P15 ORGANIC





NATURAL DECORS P16
AZULEJOS



NATURAL DECORS P19
BLOW

OPTIONALS



ACCESSORIES PERSONAL
GLASS



ACCESSORIES RADIATING
WALL



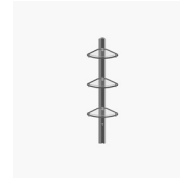
ACCESSORIES EXTERNAL
TOWEL HOLDER PST



ACCESSORIES EXTERNAL
TOWEL HOLDER PSR



ACCESSORY FOR GLASS
CLEANING VIRGOLA




EQUIPPED COLUMN
AMICO




EQUIPPED COLUMN
BASKET



PARTITION PANEL SCREEN



SHOWER TRAY ALIAS



SHOWER TRAY VI.P



TREATMENT LIME SCALE
TREATMENT PREVENTING
LIMESCALE (TPA)

WHERE TO BUY →