

PIVOT ROUND SHOWER ENCLOSURE

LTX 100 / LINEA

OÙ ACHETER



© Copyright 2024 Vismaravetro srl

Frameless shower enclosure for rounded tray (R.55 cm) with two 180° pivot doors. The standard height of the complete programme is 195 cm, so to propose Linea as natural component of the new generation of shower trays, partially or totally built in.

Featuring a pivot shower door system, Linea is an extremely versatile project. Thanks to its reduced size profiles and minimalist design, Linea can be used with countless combinations: recessed, corners, walls, with one or two doors, in-line fixed glass or above a low wall. This truly flexible type can be adapted to any situation. In the In-Out version, just one door helps mark out the wet area and create an area in front of the shower, so you can get dried and dressed at a more comfortable temperature.

Design Centro Progetti Vismara

DIMENSIONS

L: Min 98 - Max 100 cm
H standard: 159 cm

PLUS

MAGNETIC STRIPS

The doors closing is guaranteed by the magnetic strips. The perfect adhesion of the magnetic elements offers the best waterproof.

S.M.F. (EASILY MOUNTING SYSTEM)

It is a patented system combined to an innovative extensibility solution thus allowing an ideal panel positioning and at the same time avoiding the water leak.

CERTIFIED PRODUCT

Product conforming to EN 14428:2018 with CE marking. Vismaravetro shower enclosures are manufactured in conformity with the European standards.

PRODUCT WITH CE MARKING

Product conforming to EN14428:2015 with CE marking

TPA TREATMENT PREVENTING LIMESCALE

Vismaravetro uses a innovative technology "TPA" for protecting the glass surfaces of shower enclosures. The glass surface is treated with a polymer which limits the adhesive properties of residues such as limescale, grease and soap deposits. The TPA treatment helps with the cleaning and removal of the lime scale deposits and residues from the glass.

COMPOSANTS



LTX 100

FRAMELESS SHOWER ENCLOSURE WITH TWO PIVOT DOORS (180°) FOR ROUND TRAYS (RADIUS CM 55)

CARACTERISTIQUE

- Extensible 20 mm each side
- Magnetic strips
- Inward and outward opening
- S.M.F. (easily mounting system)
- Product with CE marking
- Horizontal and vertical adjustment, after installation accomplished

MATÉRIAUX

- Tempered safety glass 6 mm for the doors
- Tempered glass 8 mm for the fix element
- Anodised or enamelled aluminium profile.

DIMENSIONS


L: Min 98 - Max 100 cm
H: Min 195 - Max 195 cm
H standard: 195 cm

ELÉMENTS COMPLÉMENTS



KNOB AND HANDLES M7L
STANDARD

PROFILÉS



ANODISED PROFILES 09 -
MATT BLACK




ANODISED PROFILES 21 -
BRIGHT SILVER




ANODISED PROFILES 23 -
BRIGHT GOLD




ANODISED PROFILES 31 -
SATIN SILVER




ANODISED PROFILES 32 -
SATIN BRONZE



ANODISED PROFILES 34 -
MATT COPPER



ANODISED PROFILES 35 -
MATT GOLD




ANODISED PROFILES 39 -
METAL GUN




ANODISED PROFILES 61 -
BRUSHED STEEL




ANODISED PROFILES 52 -
BRUSHED BRONZE




ANODISED PROFILES 84 -
BOND COPPER




ANODISED PROFILES 33 -
SATIN GOLD




ANODISED PROFILES 38 -
MOKA




VARNISHED PROFILES 05 -
RED




VARNISHED PROFILES 07 -
YELLOW




VARNISHED PROFILES 10 -
PERGAMON



VARNISHED PROFILES 11 -
GREY



VARNISHED PROFILES 12 -
GREEN



VARNISHED PROFILES 13 -
LIGHT BLU



VARNISHED PROFILES 14 -
WHITE



VARNISHED PROFILES 15 -
MATT WHITE

VERRES



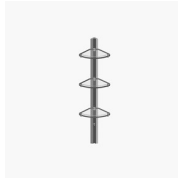
GLASS PANE 04 - CLEAR
GLASS

DÉCORS

OPTIONS



ACCESSORY FOR GLASS
CLEANING VIRGOLA



EQUIPPED COLUMN
AMICO



EQUIPPED COLUMN
BASKET



PARTITION PANEL SCREEN



SHOWER TRAY V.I.P.



TREATMENT LIME SCALE
TREATMENT PREVENTING
LIMESCALE (TPA)

OÙ ACHETER →